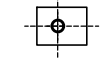
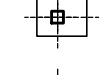
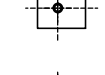
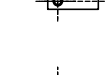
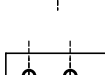
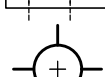
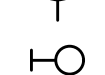

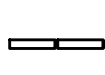
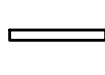
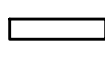
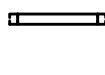
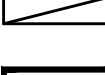


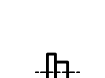


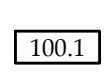




LIGHTING NOTES

1. Refer to Lighting Fixture Schedule written by Conceptual Lighting, LLC for exact specifications for all fixtures represented on the lighting plans.
2. Any substitutions to the layout, design or fixture selection should be reviewed by Conceptual Lighting, LLC.
3. The lighting design represented in these plans is subject to all national and local electrical codes. The electrical contractor is responsible for installing the necessary fixtures in accordance with these codes.
4. The plan shows light fixtures in optimum locations. If structural framing members interfere with the placement of the fixtures, please consult with Conceptual Lighting, LLC to determine the best alternative locations.
5. All light fixtures have been drawn to scale. In an effort to clarify the plans, a majority of the fixtures do not show installation dimensions. It is the responsibility of the installer to measure all distances before installing the fixtures.
6. The switching lines on the plans refer to the grouping of the fixtures, not the exact path of the wiring.
7. Under cabinet lights are to be mounted at the FRONT EDGE of the underside of the cabinets, facing the backsplash. Separate equal length feeds should be run from the remote transformer(s) to each fixture.
8. Aiming of adjustable light fixtures to be performed by Conceptual Lighting, LLC at the discretion of the Client.
9. Verify location and quantity of all vanity lights with the Interior Designer before installing.

LIGHTING SYMBOLS

(See Lighting Fixture Schedule For Exact Specifications)

-  ROUND RECESSED LIGHT (with housing outline)
-  SQUARE RECESSED LIGHT (with housing outline)
-  MINI ROUND RECESSED LIGHT
-  EXTERIOR ROUND RECESSED LIGHT
-  ROUND RECESSED LIGHT (w/o housing outline)
-  DUAL ROUND RECESSED LIGHT
-  SURFACE MOUNT/PENDANT (with center point)
-  WALL SCONCE
-  LINEAR LED STRIP
-  LINEAR LINE VOLTAGE LED COVE LIGHT
-  LINEAR LINE VOLTAGE LED STRIP
-  LINEAR RECESSED LED STRIP
-  CONTINUOUS LINEAR RECESSED LED STRIP
-  1x4 LED SURFACE MOUNT
-  LED BACKLIT LAYLIGHT PANEL
-  LED MONOPOINT
-  BACKLIT VANITY MIRROR
-  RECESSED STEP LIGHT
-  FLOOR RECEPTACLE
-  EXHAUST FAN
-  LIGHTING CONTROL SYSTEM LOAD NUMBER

SAMPLE
CONCEPTUAL LIGHTING
GROUND FLOOR
LIGHTING PLAN

L1

Scale: 1/4" = 1'-0"
6 / 12 / 2019

